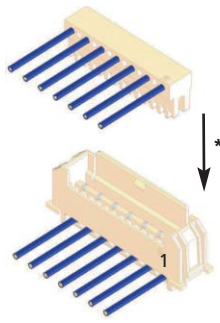

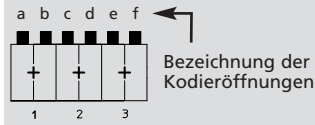


Kodierungen nach RAST 2,5 für Duomodul-Stiftleisten 3546
Keyings according to RAST 2.5 for Duomodul pin header 3546
Codages suivant RAST 2,5 pour réglette à broches Duomodul 3546



3546

Für diese Stiftleiste schlägt Lumberg die unten dargestellten Kodierungen vor. Weitere Kodierungen sind auf Anfrage möglich.



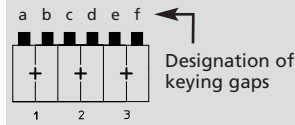
Steckweise indirekt, mit RAST-2,5-Steckverbinder:

Kodierung durch Kodiernasen am Steckverbinder und entsprechende Öffnungen an der Stiftleiste

Alle Zeichnungen in Steckrichtung (*) gesehen

3546

For this pin header, Lumberg proposes the keyings listed below. Further keyings are possible on request.



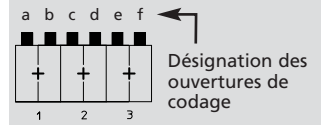
Indirect connection, with RAST 2.5 connector:

Keying by means of keying noses at the connector and matching gaps at the pin header

All drawings in view of mating direction (*)

3546

Pour cette réglette à broches Lumberg propose les codages ci-dessous. Autres codages sont possibles sur demande.



Connexion indirecte, avec connecteur RAST 2,5 :

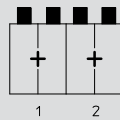
Codage par plots de codage au connecteur et ouvertures correspondantes à la réglette à broches

Tous dessins vus dans le sens d'enfichage (*)

2

2-polig
2 poles
2 pôles

3546 02 K00

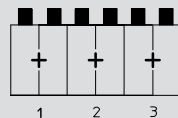


Kodierung/keying/codage: -

3

3-polig
3 poles
3 pôles

3546 03 K00

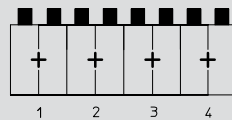


Kodierung/keying/codage: -

4

4-polig
4 poles
4 pôles

3546 04 K00

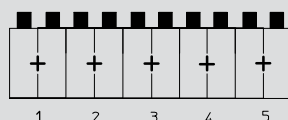


Kodierung/keying/codage: -

5

5-polig
5 poles
5 pôles

3546 05 K00

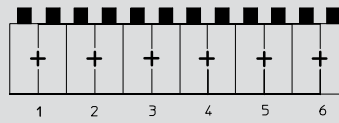


Kodierung/keying/codage: -

6

6-polig
6 poles
6 pôles

3546 06 K00

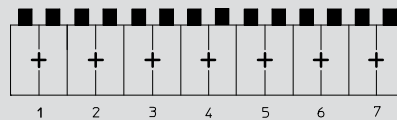


Kodierung/keying/codage: -

7

7-polig
7 poles
7 pôles

3546 07 K00

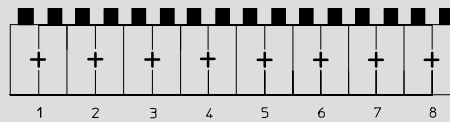


Kodierung/keying/codage: -

8

8-polig
8 poles
8 pôles

3546 08 K00

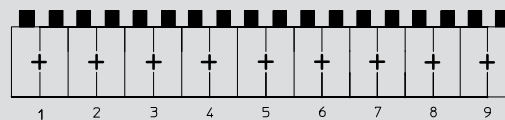


Kodierung/keying/codage: -

9

9-polig
9 poles
9 pôles

3546 09 K00

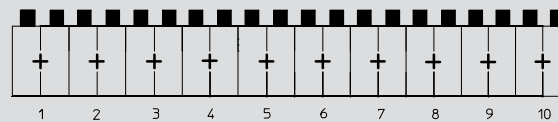


Kodierung/keying/codage: -

10

10-polig
10 poles
10 pôles

3546 10 K00



Kodierung/keying/codage: -